


To ensure that your installation proceeds smoothly, please read this instructions carefully before you begin.

*American Standard*

**FFAS9127-000XXXBF0**  
**FFAS9127-000XXXBT0**  
 1.5m PVC Twist-free Flexible Hose

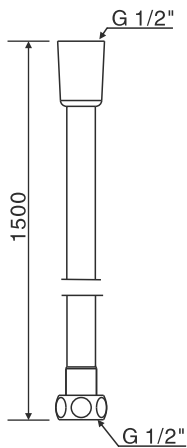
**XXX=AL0 / A00 / DA0 / GL0 / 440 / 500**



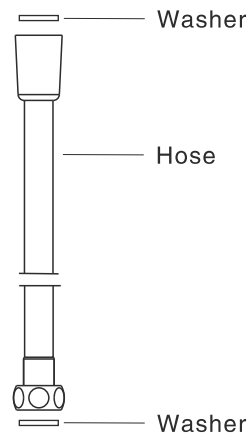
**Installation & Operation Instruction**

## Dimension


Unit: mm



## Parts List



## Installation



**1**

- \* Consult the dimension drawing and lay the pipes.
- \* Wash and clean the water supply pipeline.

Connect to Water Supply

**2**



Connect to Handshower

**3**

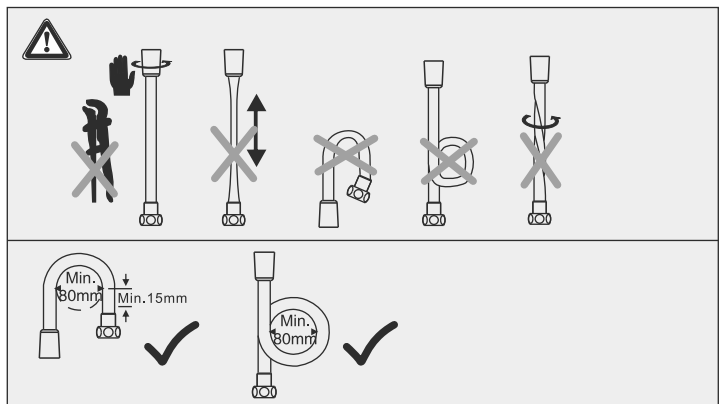


## Notice

Remove all impurity in pipes before beginning to avoid clogging. Connect faucet pipes correctly. When you repair the faucet you will need to shut off water supply by closing the water supply.

### Conditions for use

- \* Water pressure condition: 0.1MPa~0.75MPa  
(Recommended: 0.1MPa~0.5Mpa)
- \* Environment Temperature: 1°C~55°C
- \* Not for use as a steam outlet.



### Cleaning the surface of faucet

- \* Rinse the product with clean water.
- \* Dry with soft cotton flannel cloth.
- \* Do not clean the product with acid, polish, abrasives, harsh cleaners, or cloth with a harsh surface as these products may damage the finish.

## 关于质保：

为保障您的合法权益，请您联系购买商家或经销商索取电子质保卡，或微信关注“美标品质服务”公众号，通过“我的美标”→“质保信息”→“验证身份”后，在线申请电子质保卡。

若有任何疑问，可联络离您最近的美标公司售后服务中心，或拨打美标全国免费电话进行咨询。

全国免费电话：400-820-3191（固话用户/手机用户）  
800-820-3191（固话用户）

美标官方售后微信账号：美标品质服务



**仅限中国市场**  
Only applicable within China

### Warranty:

Subject to local warranty terms.

Visit [americanstandard-apac.com](http://americanstandard-apac.com) or contact your local American Standard representative for specific warranty information.

## 美标水嘴用户护理指南与安装使用注意事项

### 水嘴护理指南

为保持水嘴表面的光洁晶亮，请定期或经常清洗水嘴表面：

1. 先用清水冲洗干净水嘴，然后用软棉布抹干水嘴表面；
2. 如水嘴表面有污渍难以清洗时，建议先用中性或弱碱性清洁剂（建议PH值为7~9）清洗，然后用清水冲洗干净，最后用软棉布抹干水嘴表面。

### 清洁水嘴注意事项：

1. 请勿使用任何具有研磨作用的清洁剂清洁水嘴；
2. 请勿使用具有研磨作用的清洁用具（如砂布或钢丝球等）清洁水嘴；
3. 切勿使用任何含有酸性的清洁剂清洁水嘴。

### 安装使用注意事项：

1. 推荐使用冷热水压力：最低压力0.1Mpa（动压），最高压力0.5Mpa（动压）；
2. 使用水源：市政饮用水；（请确保水源清洁，低质量的水会导致阀芯或内部组件堵塞，影响产品性能。）
3. 切勿配反热水和冷水进水管；
4. 切勿使用蒸汽代替热水供应；
5. 建议使用环境温度1~55℃，超出此范围可能会对水嘴造成损坏；
6. 使用水温度：4℃~90℃，建议使用热水的温度为50~60℃；
7. 水嘴的供热水一侧处于高温状态，请注意不要让皮肤直接接触五金配件表面，当心烫伤。

## Installation & Maintenance Guide

### Maintenance Instruction on Faucet Surface

Follow steps below to maintain sheen on product surface.

1. Rinse faucet's surface with clean water before drying it off with a soft cotton cloth.
2. When removing tough stains, please use PH neutral and/or alkaline cleaning solution(s) (PH value 7-9).

### Attention:

1. Do not use abrasive cleaning solution/ paste.
2. Do not use abrasive cleaning tools/ implements such as (but not limited to) emery cloth and stainless steel scourer.
3. Do not use acidic cleaning solution/ paste.

### Recommended usage parameters:

1. Recommended water pressure condition: 0.1~0.5MPa
2. Note: Ensure water source is clean. Poor water quality can cause cartridge and internal components to clog, resulting in poor temperature sensitivity and/or product failure.
3. Hot and cold water pipeline should not be interchanged.
4. Steam should not be used with product.
5. Recommended ambient temperature: 1~55℃, product damage may occur when used beyond recommended range.
6. Water temperature: 4℃ ~ 90℃ (Recommended hot water temperature 50~60℃).
7. Avoid direct contact with product section directly carrying/ channeling hot water to avoid scalding/ burns.