FACE PLATES



Scalp Care

- Soft, rounded bristles to gently massage the scalp and stimulate better circulation.



Face Care

- Fine, soft bristles for gentle daily exfoliation and cleansing.



Skin Care

- Dense bristles for a gentle and thorough body cleanse.



Body Care

- Large bristles to massage the body and relax sore muscles and tissues.

CLEANING AND MAINTENANCE

Changing the Face Plates

The face plates are made from food-grade silicone. After each use, clean the surface thoroughly store in a well-ventilated, dry area. For proper storage, place the face plates in the designated holder. To ensure hygiene and optimal performance, replace the face plates if any signs of mildew or deformation appear. Please refer to the instructions below for guidance on replacing the face plates.

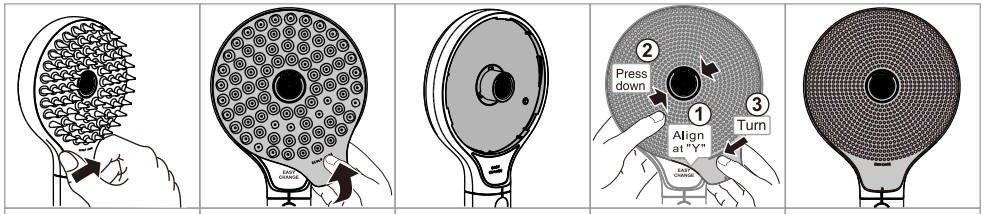

1. Turn right	2. Open upwards	3. Clean the inner cavity and face plate with clean water	4. Change to another face plate	5. LOCK (The "click" sound indicates that it has been locked)

When switching the face plate during a bath, it is recommended to follow the illustrated method for opening. This helps prevent slipping and allows for better grip and control when applying force.

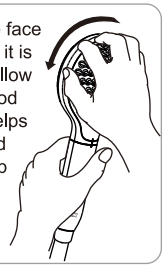

Clean the Filter

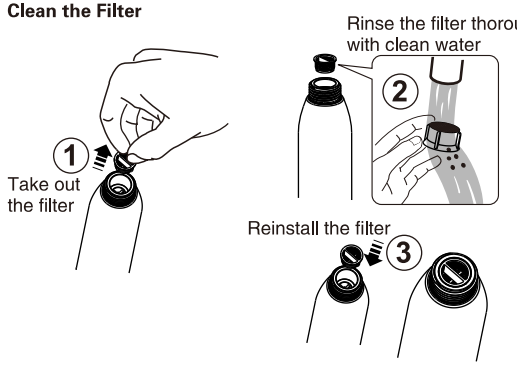

Clean the Surface

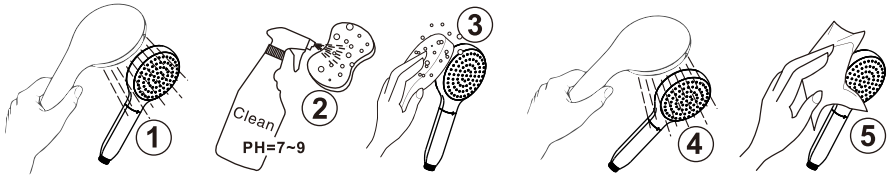

DESIGN + ENGINEERING
AMERICAN STANDARD

4369649990/A0

American Standard

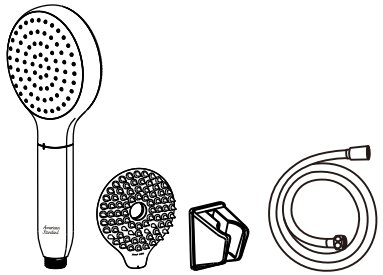

1177080000
1178080000
DuoCare Hand Shower with Scalp Care

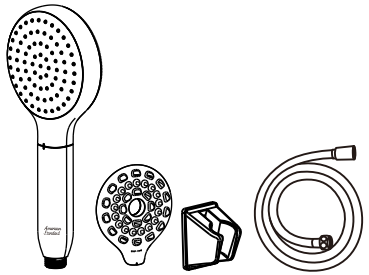

1177200000
1178200000
DuoCare Hand Shower with Body Care

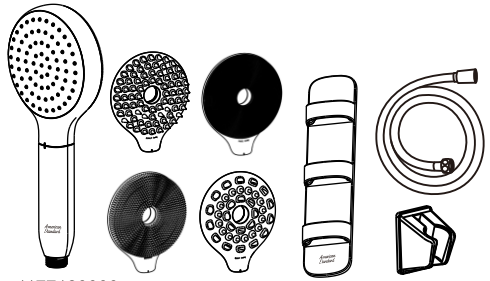

1177120000
1178120000
DuoCare Hand Shower with Personal Care Kit



1177170000
DuoCare Single Face Plate Holder



1177180000
DuoCare Multi Face Plate Holder



1177139990
Scalp Care Face Plate



1177149990
Face Care Face Plate



1177159990
Skin Care Face Plate



1177169990
Body Care Face Plate



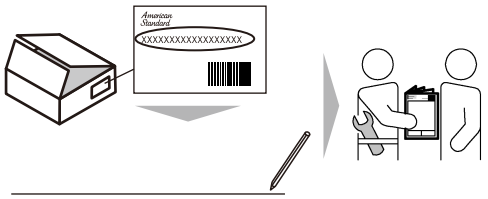

Thank you for selecting American Standard, the benchmark of fine quality for over 150 years. To ensure a smooth installation process, please read these instructions carefully before you begin.
– As part of our commitment to continuous improvement, American Standard reserves the right to modify product dimensions and specifications without prior notice.
– This installation guide is provided for reference only; actual product dimensions and specifications may vary.

Conditions for use

– Water pressure condition: 0.05~0.75MPa (Recommended water pressure condition：0.1~0.5MPa)
– Environment temperature: 1~55℃
– Water temperature：4℃ ~ 70℃ (Recommended to use the highest water temperature is 60℃)
– Steam is not allowed to use. The cold and hot water pipes must not be reversed.

PRODUCT DIMENSION

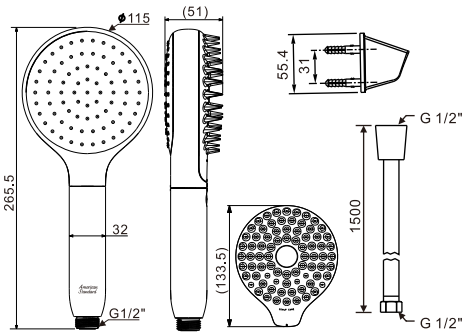

1177080000
1178080000

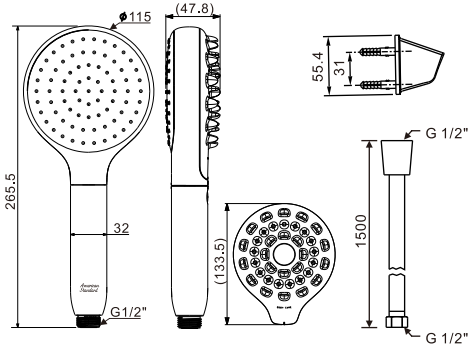

1177200000
1178200000

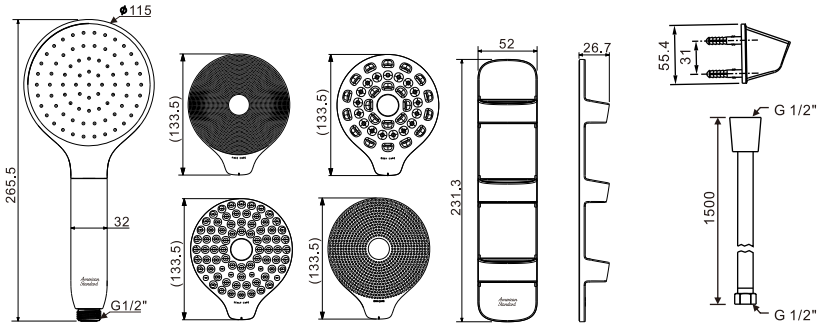

1177120000
1178120000

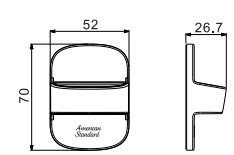

1177170000

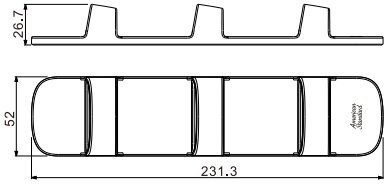

1177180000

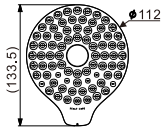

1176139990

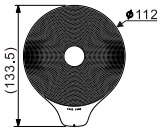

1176149990

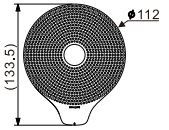

1176159990

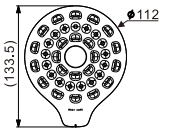

1176169990

INSTALLATION AND USAGE MANUAL

Switching Between Shower Face and Cleansing Face





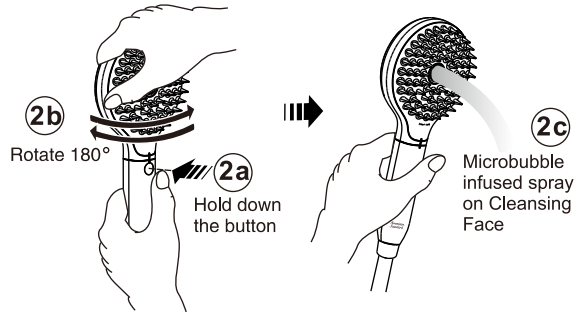

Face Plate Holder Installation



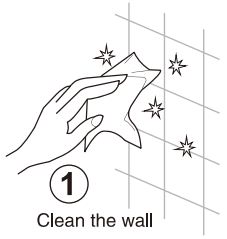

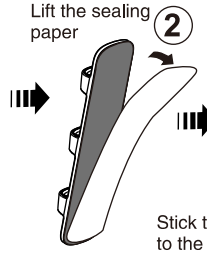

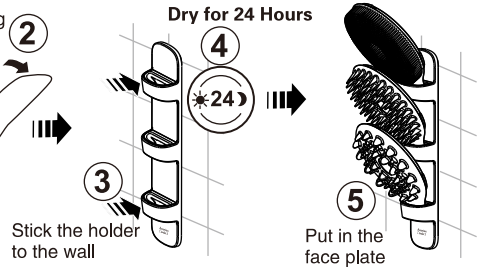

Shower Holder Installation



