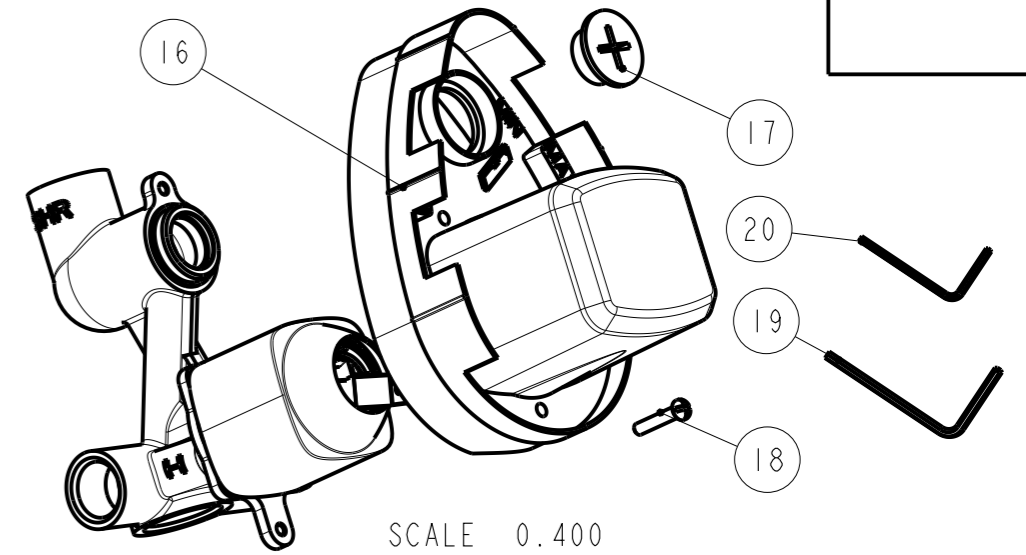
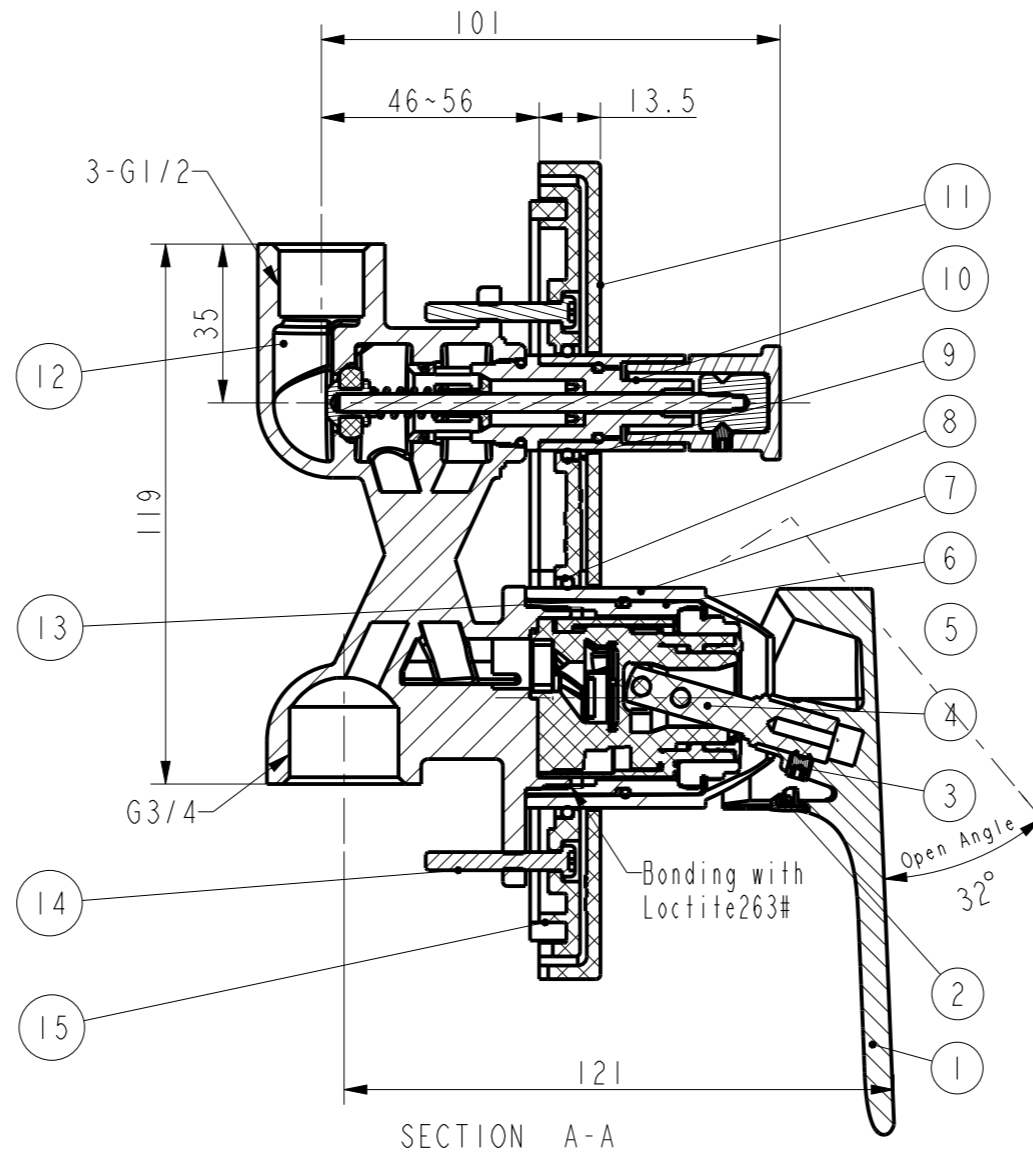
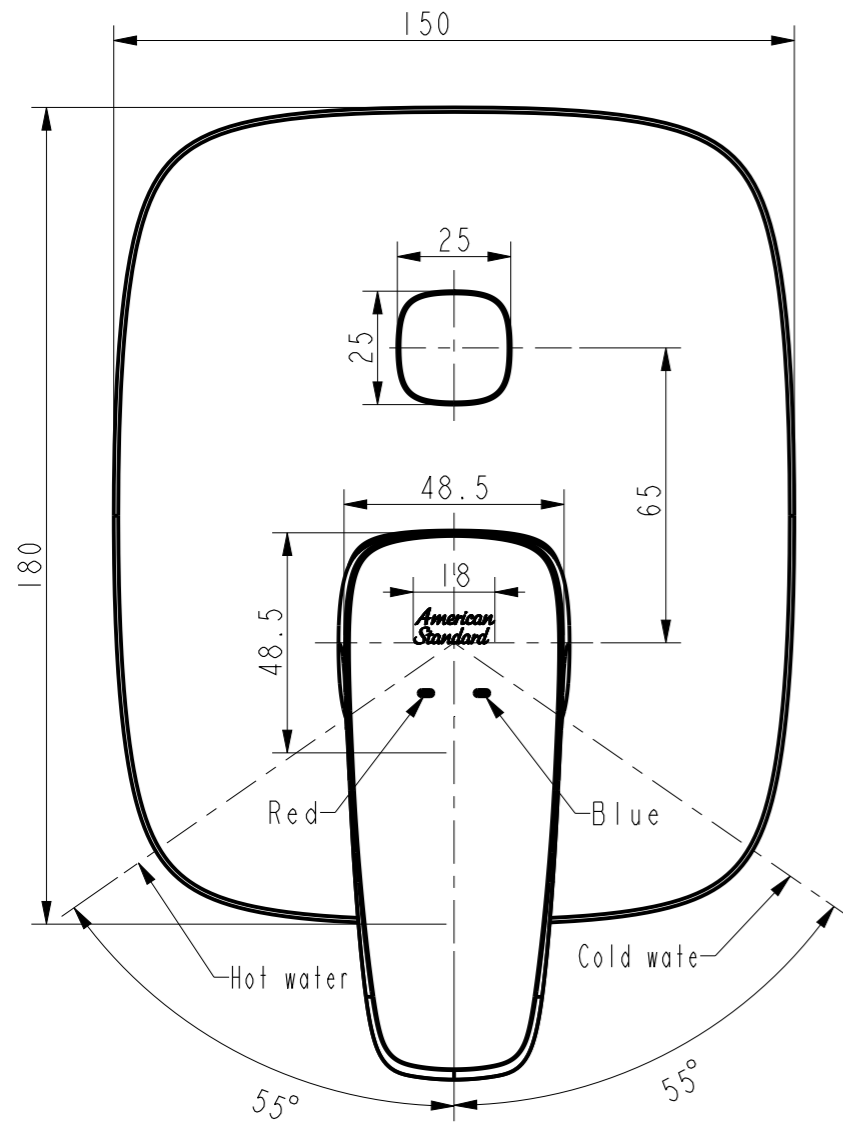


Tolerance, Unless Otherwise Stated, Is			
Above	0.5 to and including	6	±0.1
Excess	6 to and including	30	±0.2
Excess	30 to and including	120	±0.3
Excess	120 to and including	315	±0.5
Excess	315 to and including	1000	±0.8
Excess	1000 to and including	2000	±1.2



20	FF1-CN521Z00000253	In-Hex Wrench-2.0	1	Q235-A	
19	FF1-CN521Z00000254	In-Hex Wrench-2.5	1	Q235-A	
18	FF1-CN521N00000268	Screw(M4X20)	1	SUS304	
17	FF1-CN521Z00000107	In-Wall Protect Cover (Blue)	1	PA	
16	FF1-CN521Z00000213	Protect Cover for Inwall(47#)	1	PA	
15	FF1-CN521K00000034	Foam Washer (4*8*570mm)	1	E. V. A	
14	FF1-CN521N00000185	Screw M4X31	2	SUS304	
13	FF1-CN521G00000166	O-ring (33*2)	1	NBR	
12	FFZZ0021-0023199MC	Body for Signature Concealed B&S	1	DZR Brass	
11	FF1-CN521F00006999P	Fix plate for Signature Concealed B&	1	ABS	
	FF1-CN521G00000291	O-ring 7X2	4	NBR	
	FF1-CN521J00000214	Fix Pin	4	HPb59-1	
	FF1-CN521F00007150P	Escutcheon for Signature Concealed B	1	ABS	CP
10	FF1-CN521L0006350X	Signature Diverter Handle	1	ZZnA14-1	CP
	FF1-CN521J0015550B	Bushing for Signature Diverter	1	HPb59-1	CP
	FF1-CN521G00000268	158A912682\O环 (Φ11.2*2.0)	1	NBR	
	FF1-CN521J00000158	Adapter for Diverter Handle	1	HPb59-1	CP
	FF1-CN521N00000128	Screw M4*0.7	1	SUS304	
	FF1-CN521X0022599B	Signature Diverter Pin Assembly	1	Assembly	
	FF1-CN521J0015350B	Signature Concealed Diverter Seat	1	HPb59-1	CP
	FF1-CN521G00000354	U-ring Φ11.7*4	1	NBR	
	FF1-CN521G00000257	O-ring15.6*1.78	1	NBR	
	FF1-CN521Z00000441	Guide Φ11*11	1	POM	
	FF1-CN521G00000113	O-ring 13.5*1.5	1	NBR	
	FF1-CN521Z00000178	Colony's Diverter S/A Spring	1	SUS304	
9	FF1-CN521G0004799R	Sealing-ring for Signature Diverter	1	NBR	
8	FF1-CN521G0004699R	Sealing-ring for Signature Cartridge	1	NBR	
7	FF1-CN521F00008750P	Cartridge Cover for Signature Conceal	1	ABS	CP
6	FF1-CN521J0015499B	Bushing for Signature Concealed	1	HPb59-1	
5	FF1-CN521N0005599B	35mm Cartridge Lock Nut	1	HPb59-1	
4	FF1-CN521C0002499P	Grohe 35mm Cartridge	1	Assembly	
3	FF1-CN521N00000899	Screw M5X6	1	SUS304	
2	FF1-CN521Z00000086	Index Button	1	ABS	
1	FF1-CN521L0006550X	Signature Exposed B&S Mixer Handle	1	ZZnA14-1	CP
No.	Part No.	Part Name	QTY	Material	Finish

Technical requirements

- Cartridge tightening torque is 8-10 N.m and the other torque is implemented according to the (W109.1520 assembly torque specification);
- O-ring coated lubricating oil DCIII;
- The product should meet GB 18145 and (W110.0504 Final inspection standard-faucet);

REV	DESCRIPTION	DATE	NAME

DESIGNED	CHECKED	APPROVED	SCALE	MATERIAL	WEIGHT	DWG NO.	TITLE
			3:5	Assembly		FFAS1721-609500BC0	Signature Concealed B&S Mixing Valve

American Standard