


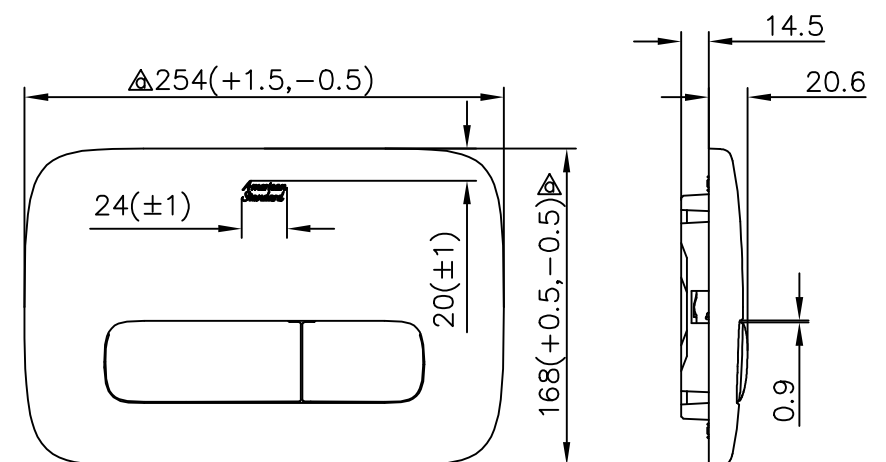


THIS DRAWING AND THE INVENTION, DESIGN, AND DETAIL SHOWN THEREON ARE PROPRIETARY AND CONFIDENTIAL PROPERTY OF AMERICAN STANDARD AND MUST NOT BE USED EXCEPT IN CONNECTION WITH ITS WORK. ALL RIGHTS IN RESPECT THEREOF ARE EXPRESSLY RESERVED. THIS DRAWING IS SUBJECT TO PROMPT RETURN UPON DEMAND BY AMERICAN STANDARD.

 = CRITICAL.....  
 = MAJOR .....  
 = MINOR.....



- 1.Full/Half flush key shall work smoothly, no obvious stuck, buttons are able to reset when hands move off.
- 2.Spring shall be assembled with flush key. Within the push stroke, spring function failure is not allowed.
- 3.Clearance between button keys and frame shall be even on visual.
- 4.△ is the dimension mark for incoming inspection. The Chrome-plating surface shall meet 3C standard of American Standard Brand.

10	250074	Spring	SUS304	1	Nature
9	30687	Mat	NBR	4	Black
8	1K1315	Bracket	ABS	2	Nature
7	1K1275	Fixed Rod	POM	2	Nature
6	1K1274	Adjustable Rod	POM	2	Nature
5	250243	Sping sheet	SUS301	2	Nature
4	30959	Rubber Boot	Silicone	4	Black
3	1K2204-B0	Half-flush Key	ABS	1	Chromed
2	1K2204-A0	Full-flush Key	ABS	1	Chromed
1	1K2203	Plate Frame	ABS	1	Chromed
序号 NO.	零件编号 PART	零件名称 PART NAME	材料及规格 MATERIAL	数量 QTY.	备注 REMARK

				NO.	PART	PART NAME	MATERIAL	QTY.	REMARK		
				TOLERANCES UNLESS SPECIFIED (COMMON STOCK SIZES EXCLUDED)			DESCRIPTION		REPAIR PART NO.		
							Push Plate				
				DECIMALS 2-PLACE ± .010 3-PLACE ± .001 FRACTIONS ± .100 ANGLES ± 30° BREAK ALL EDGES - - - -			MATERIAL		American Standard  PLUMBING PRODUCTS		
							FINISH				
							DRAWN				CHECKED
							APPROVED				
							SUPERSEDES				
				FIRST ANGLE PROJECTION			DATE 23/1/2019		DRAWING NUMBER		
REF.	DESCRIPTION			DATE	E.C.N.	APP'D	SCALE 1:5		CLCN60ZZ		