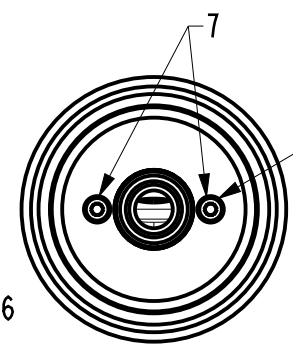
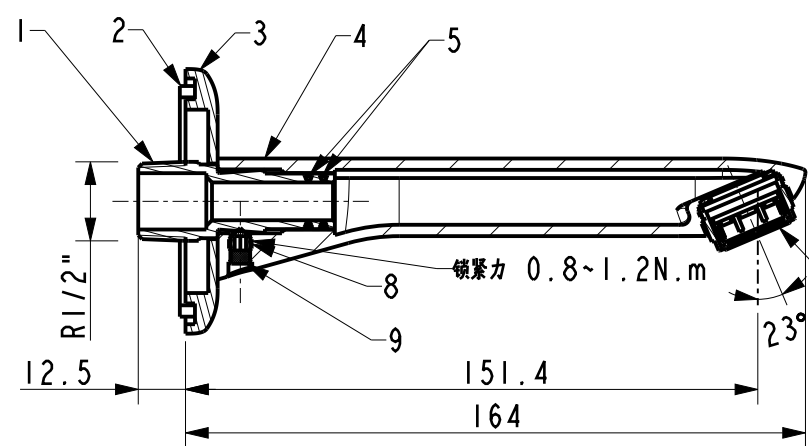
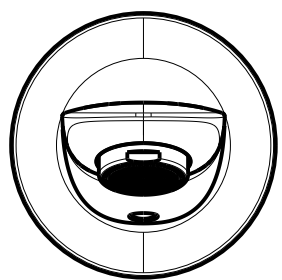
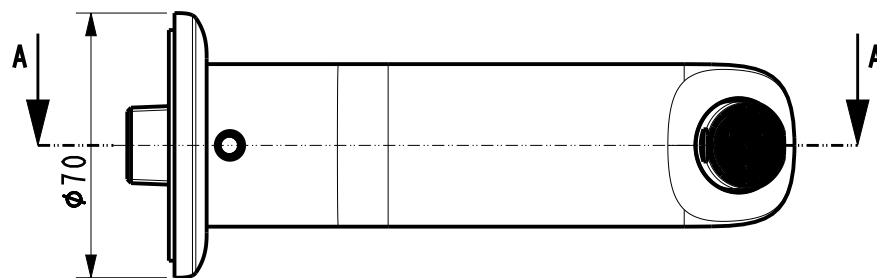


Tolerance, Unless Otherwise Stated. Is			
Above	0.5 to and including	6	±0.1
Excess	6 to and including	30	±0.2
Excess	30 to and including	120	±0.3
Excess	120 to and including	315	±0.5
Excess	315 to and including	1000	±0.8
Excess	1000 to and including	2000	+1.2



锁紧力: 0.8~1.2N.m

9	G-01050031	Ø6, 5橡胶把手孔塞	1	TPE	灰色
8	FFI-CN521N00000229	米仑吉入墙式脸盆内六方螺钉(M6*8)	1	SUS304	本色
7	FFI-CN521N00000272	M4X10螺丝	2	SUS304	本色
6	FFI-CN521A00000050	M24X1浴缸起泡器组件	1	Assembly	
5	FFI-CN521G00000289	O环Ø11*Ø1.5	2	NBR	黑色
4	4216120000	洛文入墙式出水嘴本体	1	GKM560FK	抛光镀铬
3	4234730000	洛文入墙式出水口装饰盖	1	Hpb59-1	抛光镀铬
2	FFI-CN521G00000230	入墙面板胶套(海绵垫)	1	EVA	黑色
1	4211699990	进水接头	1	Hpb59-1	本色
NO.	Part No.	Part Name	QTY	Material	Remark

SECTION A-A



DESIGNED	刘卫群	2024.6.30	TITLE
CHECKED	<i>田光强</i>	2024.6.30	REF 洛文入墙出水口(不带切换阀)
APPROVED	<i>李军</i>	2024.6.30	
SCALE	MATERIAL	WEIGHT	DWG NO.
1:2	Assembly		FFAS9716-000500BF0

REV	DESCRIPTION	DATE	NAME

